


# Read, Build and Write the Word


- Print page 2 single sided and laminate. Give each student a copy.
- Print pages 3 to 8 back-to-back, cut and laminate the pages. Students pick a card to read and place it on their page. Students can chose to either look at the picture with no letters or the side with the picture clue and letters.
- Students use scrabble letters, playdough or the letter on pages 9 to build the word.
- Students then write the word.

Read, Build and Write the Word



map


Read it



Build it

map

Write it



Read, Build and Write the Word

*Read it*

*Build it*

*Write it*



SMART BOARDING  
SCHOOL



*tip*



*sad*



*pat*



*map*






sip



mad



pad



dip





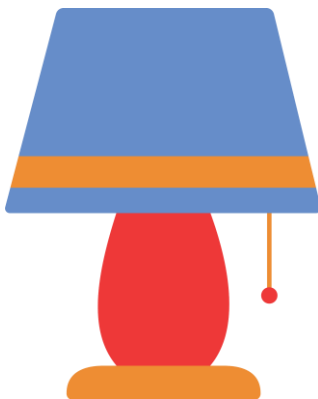
*sit*



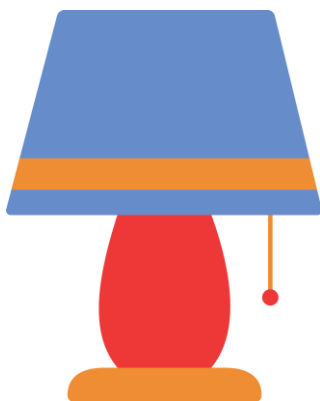
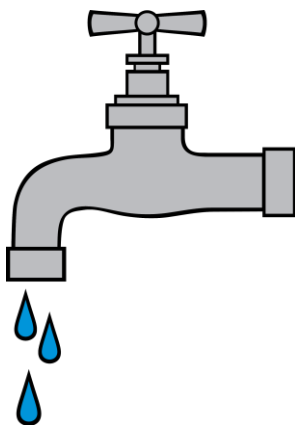
*tap*



*mat*



*dim*



s

a

t

p

i

m

d

s

a

t

p

i

m

d

s

a

t

p

i

m

d

s

a

t

p

i

m

d