

# Hidden Times Tables

Print pages 2 - 4 cut out and hide them around the classroom.

Print page 5 and hand out to students.

Give students a red piece of cellophane to use to read the hidden times table questions. When the red cellophane is put in front of the red pixel box the hidden sight times table question will be revealed.


Student can then record the times table question and answer on their page (page 5).



# Question 1



# Question 2



# Question 3



# Question 4



# Question 5




# Question 6



## Question 7



## Question 8




## Question 9




## Question 10



## Question 11



## Question 12



# Question 13



# Hidden 8 Times Tables

Use red cellophane to find the times tables and write it below

1	
2	
3	
4	
5	
6	
7	
8	
9	
10	
11	
12	
13	



## 8 Times Table Answers

1

$$7 \times 8 = 56$$

2

$$2 \times 8 = 16$$

3

$$11 \times 8 = 88$$

4

$$6 \times 8 = 48$$

5

$$3 \times 8 = 24$$

6

$$4 \times 8 = 32$$

7

$$1 \times 8 = 8$$

8

$$12 \times 8 = 96$$

9

$$10 \times 8 = 80$$

10

$$8 \times 8 = 64$$

11

$$5 \times 8 = 40$$

12

$$0 \times 8 = 0$$

13

$$9 \times 8 = 72$$

