



This free product is for personal use in a classroom or home use only, by one teacher or family. If you intend to use this product for more than one classroom or home, please return to [Smart Boarding School](#) to download additional copies. I depend on site visits to be able to provide you with these free resources.



You may not share this resource, sell this resource, or copy this resource for distribution other than classroom use. However please refer others to download the resource at [Smart Boarding School](#).

All rights for this product remain with [Smart Boarding School](#).



Copyright© [Smart Boarding School](#)

# Alphabet Match

1. Print out page 3 onto thick card.
2. Laminate
3. Cut out the cards carefully.
4. Punch a hole on all the black dots, even the one at the top.
5. Cut a piece of string approximately 2 metres long and tie it through the hole at the top in the middle.
6. Ask your students to match the upper case letters to the lower case letters by sewing the string through the correct holes.

A ●	●	d
B ●		e
C ●		b
D ●		f
E ●		a
F ●		h
G ●		c
H ●		g
I ●		j
J ●		m
K ●		l
L ●		n
M ●		i
N ●		k
O ●		t
P ●		q
Q ●		u
R ●		o
S ●		s
T ●		p
U ●		v
V ●		r
W ●		x
X ●		y
Y ●		z
Z ●		w

Alphabet Match

E ●	●	a
C ●		b
B ●		c
H ●		d
F ●		e
D ●		f
G ●		g
K ●		h
I ●		i
A ●		j
J ●		k
N ●		l
M ●		m
P ●		n
L ●		o
O ●		p
Q ●		q
T ●		r
S ●		s
W ●		t
R ●		u
Z ●		v
U ●		w
X ●		x
V ●		y
Y ●		z

Alphabet Match