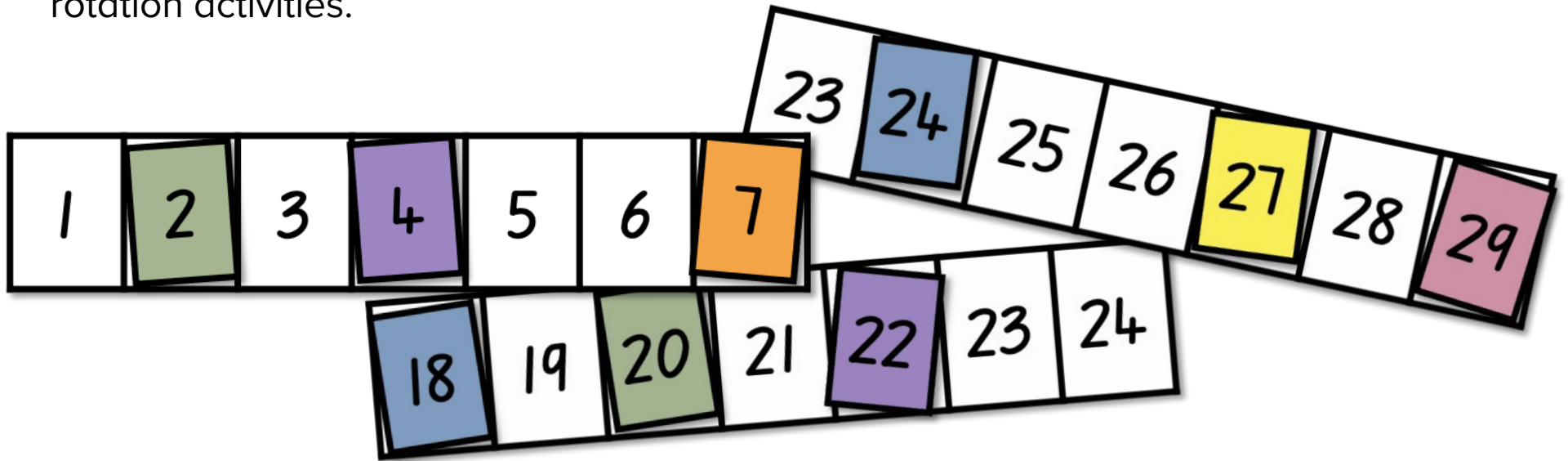



Missing Number Lines

Print out pages 2 to 8 on card. Cut out each number line and laminate.

Print out pages 9 to 13 and cut out each number and laminate. Alternatively plastic numbers, cards or other classroom resources may be used to reduce preparation time.


Students complete this activity by finding the missing number and putting it in the right place on the number line. This is a great activity for fast finishers or in maths rotation activities.



1		3		5	6	
---	--	---	---	---	---	--

8		10	11		13	
---	--	----	----	--	----	--

5		7	8		10	11
---	--	---	---	--	----	----

	3	4		6	7	
--	---	---	---	---	---	--

6

9

10

11



4

6

8

9



4

6

8

10



7

8

10

12



10

12

14

15



12

14

16

18



11

12

14

16



15

16

18

20



10

12

14

16



15

16

18

20



13

15

17

19



16

17

19

21



19

21

23

24



19

21

23

25



19

20

22

23



20

21

23

25



23

24

25



28

21

23

24



26

25

27



29

30

23

24



26

28

23

25

26

28



25

27

28

29



Cut out individual numbers

1	2	3	4	5	6	7
8	9	10	11	12	13	14
15	16	17	18	19	20	21
22	23	24	25	26	27	28

Cut out individual numbers

29	30	1	2	3	4	5
6	7	8	9	10	11	12
13	14	15	16	17	18	19
20	21	22	23	24	25	26

Cut out individual numbers

27

28

29

30

1

2

3

4

5

6

7

8

9

10

11

12

13

14

15

16

17

18

19

20

21

22

23

24

Cut out individual numbers

25

26

27

28

29

30

1

2

3

4

5

6

7

8

9

10

11

12

13

14

15

16

17

18

19

20

21

22

Cut out individual numbers

23

24

25

26

27

28

29

30

1

2

3

4

5

6

7

8

9

10

11

12

13

14

15

16

17

18

19

20