


Friends of 10 Pegs

Print pages 2 to 9, cut and laminate. Students put pegs on the number or base 10 blocks to make 10.



0



3

9

10

1



10

9

4

2



8

6

5

3



6

7

10

4



3

7

6

5



5

6

3

6



8

4

5

7



3

7

10

8



3

5

2

9



1

2

4

10



1

0

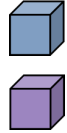
4



9

4

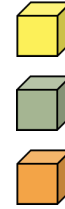
7



6

8

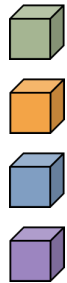
5



1

2

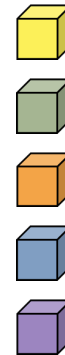
7



3

6

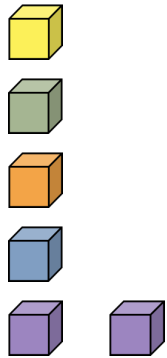
4



5

7

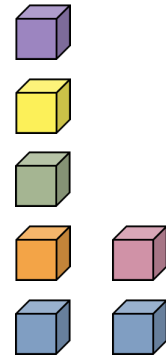
10



0

3

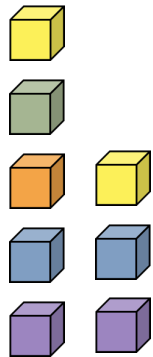
4



3

5

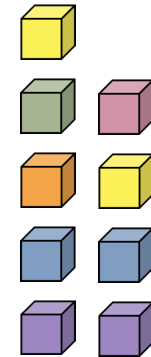
1



7

2

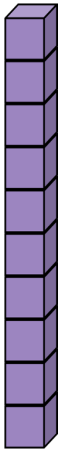
4



1

2

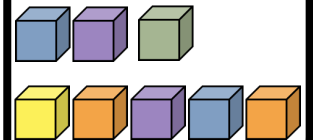
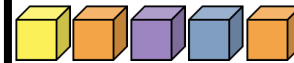
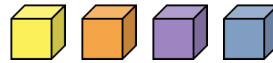
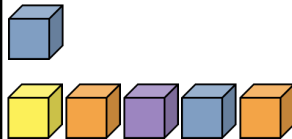
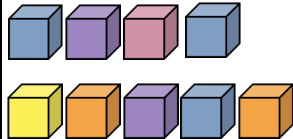
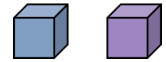
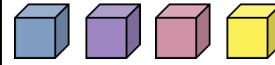
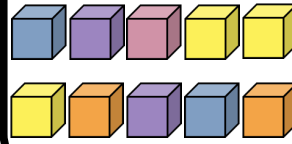
6



8

10

0



SMART BOARDING SCHOOL

SMART BOARDING SCHOOL

SMART BOARDING SCHOOL

SMART BOARDING SCHOOL

